

Mahatma Education Society's
Pillai College of Arts, Commerce & Science (Autonomous)
Affiliated to University of Mumbai

'NAAC Accredited 'A' grade (3 cycles)
'Best College Award' by University of Mumbai
ISO 9001:2015 Certified



SYLLABUS

**Program: Bachelors of Science (B. Sc.) in Fashion Design
& Technology**

B.Sc.Fashion Design & Technology

PCACS/BSCFDT/SYL/2024-25/FY

**As per National Education Policy
Choice Based Credit & Grading System**

Academic Year 2024-25






Mahatma Education Society's
Pillai College of Arts, Commerce & Science
(Autonomous)
Affiliated to University of Mumbai
NAAC Accredited 'A' grade (3 cycles)
Best College Award by University of Mumbai
ISO 9001:2015 Certified



Department of Fashion Designing

Sr No	Name	Composition Category	Signature
1	Mrs. Anuradha Shrivastava	Chairperson	
2	Mrs. Jangray Victor	Member	
3	Mr. Preeti Kadu	Member	
4	Ms. Hanan Tisekar	Member	
5	Dr. Pratima Goyal Head Department of Textile and Fashion Technology College of Home Science Nirmala Niketan Mumabi 400 020	Vice Chancellor Nominee	
6	Mrs. Anjali Sadanshiv	Subject Expert	
7	Mrs. Poonam A. Wavikar	Subject Expert	
8	Ms. Vijayalaxmi Gaddale	Industry Expert	

9	Ms. Mrunal Naik	Alumni Nominee	
10	Dr. Gajanan Wader	Principal	
11	Mrs. Deepika Sharma	Vice-Principal	

1. Introduction to Bachelor of Science in Fashion Design and Technology.

B.Sc. in Fashion Design & Technology (BFDT) is a six semester full time program, which employs the best methods to equip the students with the tools and techniques balanced with theory in today's world, which has today taken the shape of the fashion industry.

India, which has always been a Centre for the traditional textile and garment trade has in the past decades, become a Centre of innovation in garment and fashion design.

As one of the major players in the global apparel market, the need for professionals in the field of fashion is increasing tremendously in India. This program equips students to pursue a wide range of career prospects as designers in apparel manufacturing, merchandising, marketing management, quality assurance, production planning & control and product engineering. The course also tunes student's entrepreneurial skills to set up their own manufacturing units and export start-ups.

2. Programme Outcomes for B. Sc. Fashion Design & Technology

Sr No	PSO Title	POs in brief
PO 1	Theoretical Knowledge	Confident young Entrepreneur or Designer with his or her own designs or boutique or Garment unit
PO 2	Practical skills	The program will enable the students to develop entrepreneur skills by taking up live projects in various areas
PO 3	Planning Experiments	Confident and comprehensive academician having completed postgraduate design program inside India or abroad with strong portfolio
PO 4	Biosafety	The program will enable the students to get well versed with Fashion Industry
PO 5	Communication	The program will help them to develop effective translation and communication skills with the practical methods used while teaching
PO 6	Ethics	Dynamic and confident individuals who excel in any profession they have undertaken due to their strong foundation.
PO 7	Innovation	Design, Draft and construct children, women and men' garments and develop Fashion Portfolios.
PO 8	Life-long learning	Enhance fabric designs with dyeing, printing and surface ornamentation techniques

3. Programme Specific Outcomes for B. Sc. Fashion Design & Technology Programme

Sr No	PSOs in brief
PSO-1	Professionally trained in the areas of Apparel Designing and technology and to acquire knowledge of various garments.
PSO-2	Understand the basic concepts of Fashion Design, its Psychology and Traditional costumes
PSO-3	Demonstrate understanding of the principles of selected fibers, Yarns, Fabrication and their Finishing techniques and methods.
PSO-4	Equip with Apparel Management and Business, Merchandising, quality control and Entrepreneurial skills.

Course structure

Semester I						
Course Code	Course Type	Course Title	Theory/ Practical	Marks	Credits	Lectures / Week
PUSFD101	Major	Pattern making-I	Theory	100	4	4
PUSFD102	Major	Fashion Illustration-I	Practical	100	4	4
PUSFD103	Minor	Elements Of Design And Fashion	Practical	100	3	4
PUSFD104	SEC	Fabric painting	Practical	100	2	2
PUAEC101	AEC	Effective Communication Skill	Practical	100	2	2
PUVAC101	VAC	Human values	Practical	100	2	2
PUIKS101	IKS	Indian knowledge system I	Practical	100	2	2
PUIDC10	IDC	Garment Construction I	Practical	100	3	4
		Total		800	22	22
All Subjects having Field Project as part of Continuous Assessment-2						

Abbreviations:

SEC: Skill Enhancement Course

AEC: Ability Enhancement Course

VAC: Value Added Course

IKS: Indian Knowledge System

IDC: Interdisciplinary Course

Course structure

Semester II						
Course Code	Course Type	Course Title	Theory/ Practical	Marks	Credits	Lectures / Week
PUSFD 201	Major	Introduction To Textiles	Practical	100	4	4
PUSFD 202	Major	Pattern Making II	Theory	100	4	4
PUSFD 203	DISC Minor	Basic Hand Embroidery	Practical	100	3	2
PUSEC 204	SEC	Computer Application -I	Practical	100	3	2
PUAEC 202	AEC	Language (From The Pool)	Practical	100	2	4
PUVAC202	VAC	Indian Ethos	Practical	100	2	2
PUIKS 202	IKS	To Be Taken From The Pool	Practical	100	2	2
PUIDC 20	IDC	Garment Construction -II	Practical	100	2	2
Total				800	22	22
All Subjects having Field Project as part of Continuous Assessment-2						

Abbreviations:

SEC: Skill Enhancement Course

AEC: Ability Enhancement Course

VAC: Value Added Course

IKS: Indian Knowledge System

IDC: Interdisciplinary Course

Evaluation Pattern

Marking Code	Marking Scheme
A	60 Marks Final Exam, 20 Marks Internal Exam, 20 Marks Project.
B	50 Marks Continuous Exam, 50 Marks Practical Exam.
C	100 marks distributed within report /case study/ project/ presentation etc.
D	50 Marks Practical Examination.

B.Sc.FDT			
Semester I			
Course Code	Course Type	Course Title	Evaluation
PUSFD101	Major	Pattern making I	A
PUSFD102	Major	Fashion illustration I	B
PUSFD103	Minor	Elements of design and fashion	B
PUSFD104	SEC	Fabric painting	B
PUAEC101	AEC	Effective communication skills	B
PUVAC101	VAC	Human values	B
PUIKS101	IKS	Indian knowledge system I	B
PUIDC10	IDC	Garment Construction I	B

Semester II			
Course Code	Course Type	Course Title	Evaluation
PUSFD 201	Major	Introduction To Textiles	B
PUSFD 202	Major	Pattern Making II	A
PUSFD 203	Minor	Basic Hand Embroidery	B
PUSEC 204	SEC	Computer Application -I	B
PUAEC 202	AEC	Language (From The Pool)	B
PUVAC202	VAC	Indian Ethos	B
PUIKS 202	IKS	To Be Taken From The Pool	B
PUIDC 20	IDC	Garment Construction -II	B

SEMESTER I

BOS	BSc. Fashion Design & Technology
Class	F. Y. B.Sc
Semester	I
Subject Name	Pattern Making I
Type of Course	Major
Course Code	PUSFD101
Level of the Course	Basic
Total Credits for the Course	4

Course Objectives:

1. This study makes students understand the skills of developing the ideas into real garments by draping and patternmaking to get the required style, shape and fit.
2. The students now learn to interpret designs and learn to create the patterns for those designs.

Unit No.	Name of Unit	Topic No.	Name of the topic	Hours
I	Introduction of pattern making	1.1	Basic Kids block	11
		1.2	Basic Kids sleeve Block	
II	Skirts and variation	2.1	Basic straight Skirt	11
		2.2	Circular skirt – ¼ circular skirt ½ circular skirt Full circular skirt	
III	Kids wear	3.1	A-line Frock	11
		3.2	Knicker/ Bloomer	
		3.3	Party wear	

Course Outcomes:

By the end of the course the student will be able to:

1. Understand the basic body blocks.
2. Analysing pattern.
3. Applying their ideas into designing through pattern making.
4. Evaluating Uses of pattern making.
5. Creating patterns for garment.
6. Remembering the process of pattern making.

References:

1. Metric Pattern cutting for children's wear-Winifred Aldrich
2. Patternmaking for Fashion Designers-Lori A . Knowles
3. Flat Pattern Design - Nora M. MacDonald
4. Complete Guide to Sewing - Readers Digest
5. Complete Book of Sewing - D K
6. Singer Sewing Book -Gladys Cunningham

BOS	BSc. Fashion Design & Technology
Class	F. Y. B.Sc
Semester	I
Subject Name	Fashion Illustration - 1
Type of Course	Major
Course Code	PUSFD102
Level of the Course	Basic
Total Credits for the Course	4

Course Objectives:

1. To acquire the skills to use different mediums: - pencil, water colour, poster colour, etc. and texture of fabric and render it.
2. To develop types of rendering and analyse a variety of pictures and sketch and render them accordingly (body & garments).

Unit No.	Name of Unit	Topic No.	Name of the topic	Hours
I	Understanding Human Anatomy	1.1	Importance of fashion illustration in fashion industry. Introduction of freehand lines to create shape and form and rendering technique.	11
		1.2	Studies of Human Body Basic\Realistic figure propotion (Female and Male)	
II	Proportion of the Croquis	2.1	Basic Ten-Head figure of Male, Female Basic Kids Croqui	11

		2.2	Mechanical croquies of Female (front, back, side and 3/4 th view) Male, , (front, back) Kids (front, back)	
		2.3	Flesh out croquie of Female; front, back, side and 3/4 th view) Male; (front, back) Kids; (front, back)	
III	Draping and Rendering of garments on kids, male, female	3.1	Skirts Dresses	11
		3.2	Trousers Tops	
		3.3	Jackets Coats	
Total Lectures				33

Course Outcomes:

By the end of the course the student will be able to:

1. Understanding Human Anatomy Kids, Female and Male
2. Analysing Proportion of the Croquis
3. Creating draping of garments on kids, male ,female
4. Application elements in fashion designing
5. Remembering development of Costumes on Croquis using elements of fashion
6. Evaluating develop your own rendering style in model drawing

References:

1. Advance Fashion sketch book by Bina Abling
2. Fashion Illustration by Colin Barnes / Steven Stipelman
3. The Fashion guide by Haurent Hartung
4. The Snap Fashion sketch book by Bill Giazer
5. Figure Drawing for Fashion I & II by Isao Yajima
6. Fashion Illustration Today by Nicholas Drake

BOS	BSc. Fashion Design & Technology
Class	F. Y. B.Sc
Semester	I
Subject Name	Elements of Design And Fashion
Type of Course	Discipline Minor
Course Code	PUSFD 103
Level of the Course	Basic
Total Credits for the Course	3

Course Objectives:

1. To develop an understanding of elements of design (point, line, pattern, shape, texture, color form & space).
2. To develop an understanding of principles of design (balance, rhythm, harmony, proportion, emphasis & variety).

Unit No.	Name of Unit	Topic No.	Name of the topic	Hours
I	Importance of Elements of Design and Fashion	1.1	Line – Directing Dividing Psychological effects of line Optical Illusion Analysis of use of line in fashion	11
		1.2	Shape – Natural Geometric Non-objective Silhouettes Analysis of use of Shapes in fashion	

		1.3	Texture – Visual Tactile Audible Analys is of use of Textures in fashion Value & Colour – Colour wheel Colour schemes Colour psychology	
II	Principles of Design	2.1	Rhythm, Balance, Emphasis Harmony, Scale Proportion, Variety	11
		2.1	International fashion centres	
III	Application of Elements of design	3.1	Skirts Dresses Trousers Tops	11
		3.2	Jackets Coats Necklines Collars	
		3.3	Sleeves Cuffs Pockets Yoke	

Course Outcomes:

By the end of the course the student will be able to:

1. Understanding illustration, rendering, body movement
2. Analysing elements of design
3. Application elements in fashion designing
4. Knowledge about principles of design
5. Remembering development of Costumes on Croquis using elements of fashion
6. Evaluating develop your own rendering style

References:

1. Elements of Design – Space & Form Elements of Design –Line - Albert W. Porter
2. Basic Principles of Design (Vol. 1-4) - Manfred Maier
3. Basic Design: The Dynamics of visual form - Sansmarg
4. Principles of Color - Birren & Fabersvan
5. Clothing Technology - Hannelore Eberle, Hermann
6. Hermeling Marianne Horaberger,
7. Dieter Menzer Warner Rib

SEMESTER II

BOS	BSc. Fashion Design & Technology
Class	F. Y. B.Sc
Semester	II
Subject Name	Introduction to Textiles
Type of Course	Major
Course Code	PUSFD201
Level of the Course	Medium
Total Credits for the Course	4

Course Objectives:

1. To educate students about the various stages from fibre to fabric.
2. To familiarize the fabric properties to enable better design skills and to aid the fabric choice as per the design, budget and client.

Unit No.	Name of Unit	Topic No.	Name of the topic	Hours
I	Introduction to Textile Industry	1.1	Introduction to Textile Industry	11
		1.2	Classification of Fibres	
		1.3	Properties of fibres pertaining to performance	
II	Fibres	2.1	Natural fibres Processing properties	11
		2.2	Synthetic fibres Processing properties	
		2.3	Fibres identification tests	
III	Yarns	3.1	Yarn spinning processes	11

		3.2	Types of yarn	
		3.3	Sewing threads	
Total Lectures				33

Course Outcomes:

By the end of the course the student will be able to:

1. Understanding different Fibres and properties.
2. Analyzing Types of yarn Yarns properties.
3. Application of woven fabrics and knitted fabrics.
4. Knowledge about fibre to fabric.
5. Remembering fabric construction.
6. Evaluating fabric performance pertaining to fabric finishes.

References:

1. Textile from fibre to fabric- Berard Cobman
2. Understanding Textiles - Phyllis Toratora
3. J.J. Pizzuto's Fabric Science -Arthur Price
4. Clothing Technology - Europa Lehrmittal
5. Textiles - Wayne,A,Macmillan,London

BOS	BSc. Fashion Design & Technology
Class	F. Y. B.Sc
Semester	II
Subject Name	Pattern Making II
Type of Course	Major
Course Code	PUSFD202
Level of the Course	Advance
Total Credits for the Course	4

Course Objectives:

1. The study of this course develops application of dart manipulation techniques in relation to the pattern making.
2. This course gives the idea of create two dimensional garment.

Unit No.	Name of Unit	Topic No.	Name of the topic	Hours
I	Dart Manipulation and fullness techniques	1.1	Introduction of slash and spread method	11
		1.2	Standard waist dart French dart Straight side seam dart Side seam oblique dart Armhole dart Mid shoulder dart Shoulder tip dart Mid neck dart Centre front bust dart Centre front	

			neck dart	
II	Sleeves & Skirt Variation	2.1	A-line skirt Drindl Skirt Gypsy skirt Tiered skirt Balloon skirt	11
		2.2	Puff sleeves Flare sleeves Leg-o- Mutton Bishop	
		2.3	Kimono Dolman Raglan Megyar Cap	
III	Ladies wear	3.1	Basic Adult Block Basic Adult Sleeve Block Basic kurta	11
		3.2	Salwar/ Chudidar	
Total Lectures				33

Course Outcomes:

By the end of the course the student will be able to:

1. To understand the science of measuring human sizes.
2. Creating drafts with style lines from the measurements.
3. Remembering skills to develop ladies wear pattern.
4. Applying skills to develop patterns of kids wear.
5. Analyzing two dimensional patterns.
6. Evaluating use of pattern making.

References :

1. Metric Pattern cutting for children's wear - Winifred Aldrich
2. Patternmaking for Fashion Designers Lori -A. Knowles
3. Flat Pattern Design - Nora M. MacDonald
4. Complete Guide to Sewing - Readers Digest
5. Complete Book of Sewing - D K
6. Singer Sewing Book - Gladys Cunningham

BOS	BSc. Fashion Design & Technology
Class	F. Y. B.sc
Semester	II
Subject Name	Basic Hand Embroidery
Type of Course	Discipline Minor
Course Code	PUSFD203
Level of the Course	Basic
Total Credits for the Course	3

Course Objectives:

1. To understand the different types of textile and surface ornamentation designs and techniques and to use them effectively and designing the garments
2. To know the various methods of surface ornamentation & to select the appropriate method of ornamentation for a specific product or fabric

Unit No.	Name of Unit	Topic No.	Name of the topic	Hours
I	Families of Textile Design	1.1	Floral Designs	11
		1.2	Geometric Designs	
		1.3	Conversational/Traditional Designs	
II	Repeat and its types	2.1	Directional Repeat Non-Directional Repeat	11
		2.2	One way, Two way, All over Repeat	
		2.3	Half Drop Vertical, Half-Drop Horizontal Repeat	
III	Hand Embroidery	3.1	To understand different <ul style="list-style-type: none"> • types of hand embroidery • Running, back, Stem, chain, buttonhole, Blanket, Cross stitch, Herringbone, Fishbone, Wiped running, Magic Chain. 	11

		3.2	Satin Stitch, Long & short stitch, Lazy daisy, Couching, Spider web, French knot, Bullion Knot, Fly, Feather stitch, Mirror work	
		3.3	Smoking, Shirring, Quilting, Macramé, Crochet, Applique work, Cutwork	
Total Lectures				33

Course Outcomes:

By the end of the course the student will be able to:

1. Creating repeat and its types
2. Evaluating families of Textile Design
3. To understand how to enhance the beauty of garment by various ways of surface ornamentation.
4. Application of types of hand embroidery in garment.
5. Transform their ideas into garments by studying hand embroidery.
6. Analyzing repeat and its types, hand embroidery

References:

1. Textile Design-Susan Meller & Joost Q. Elffer
2. Encyclopedia of embroidery stitches including crewel ---Marion Nicholas
3. Complete Guide to Sewing - Readers Digest
4. Complete Book of Sewing - D K
5. Quilters work book- Pam Lonttot & Rosemary
